


Baldivis Gardens Primary School

How to Pay Contributions and Charges using Qkr! By Mastercard



This document presumes that you have already registered for Qkr. If not, please refer to the "How to Download, Setup and Make your first Payment" step by step guide on our website under the 'Finance & Payments' icon accessed from the main menu on the School home page under the heading Qkr (quicker) Online Payment Application heading.

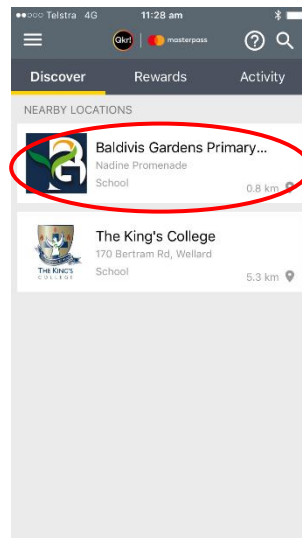
Step 1

Open Qkr App & Sign In



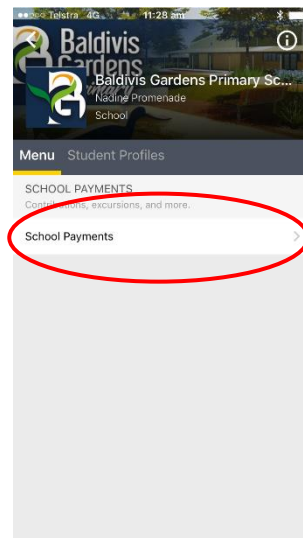
Step 2

Select Baldivis Gardens PS



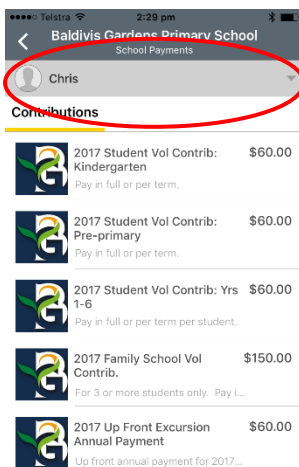
Step 3

Select School Payments



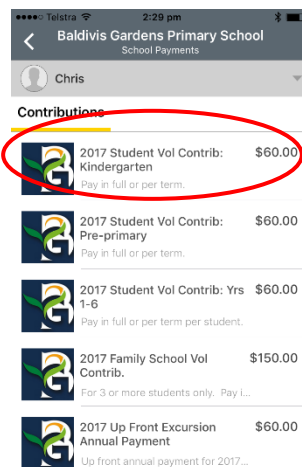
Step 4

Select child



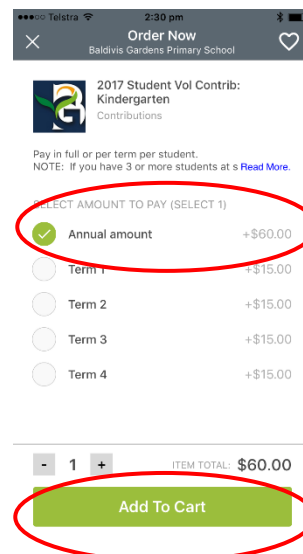
Step 5

Select Item to be paid



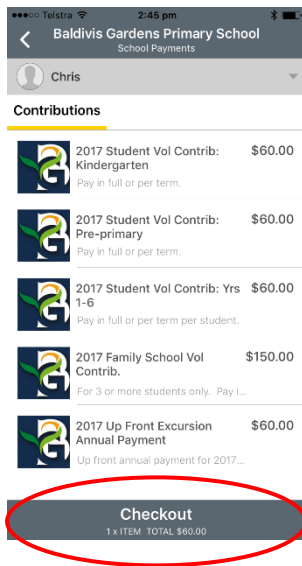
Step 6

Select amount and tap add to cart



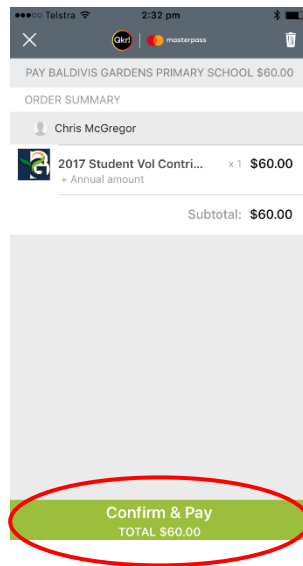
Step 7

Tap checkout



Step 8

Tap Confirm and Pay

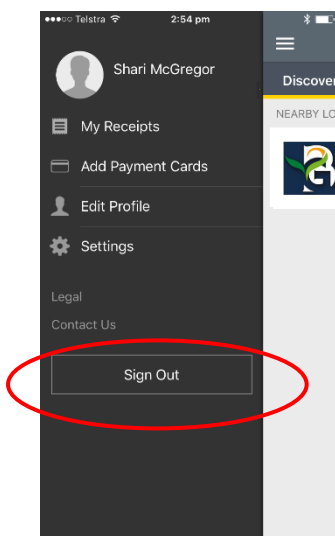


Step 9

To confirm your payment has been successful, tap Activity at the home screen to view your receipt. Repeat this process for additional students.

Step 10

Return to home screen by tapping back arrow in top right hand corner and then Sign Out.



For assistance, refer to our help document on the School Website or contact Shari McGregor, manager Corporate Services at shari.mcgregor@education.wa.edu.au or 9523 7000.